

January 27, 2015

## **Report Card: Evaluating efforts to reduce consumer wildlife crime in Ho Chi Minh**

### **Consumer wildlife crime reduction campaign methodology**

In 2013, ENV developed and implemented an evaluation system to assess the prevalence of consumer wildlife crime in major cities of Vietnam, and evaluate the effectiveness of efforts by authorities in addressing violations reported within their jurisdictions.

As an initial step in this process, intensive consumer wildlife crime surveys were carried out inspecting all restaurants, hotel, market, bars, pet shops, and traditional medicine shops in each of four districts of Ho Chi Minh including District 1, District 3, District 5 and District 10. The results of these initial surveys were reported to district People's Committees and relevant enforcement agencies. After a period of 60 days, ENV conducted follow up surveys of all establishments where violations had been previously reported, to determine the effectiveness of enforcement measures following the initial report to the district level People's Committees. The results were reported in an evaluation report to the city government released in May 2014.

Following the report in May, a third round of inspections were carried out in Oct 2014 in all four districts to determine if enforcement efforts had resulted in further reduction in consumer wildlife crime.

Additionally, in May and June of 2014, two baseline surveys were also carried out in Tan Binh and Binh Thanh districts, bringing the total of districts that are involved in the consumer wildlife crime enforcement campaign to six districts.

The results of the surveys in Tan Binh and Binh Thanh districts were reported to each district's People's Committees and the city's Forestry Protection Department.

Utilizing the same methodology used for the original four districts surveyed in Ho Chi Minh in 2013, Tan Binh and Binh Thanh districts were then given a period of 60 days to address violations within their jurisdiction after which ENV conducted follow up inspections of each establishment for which a violation was previously reported to evaluate the success of enforcement measures.

**Table 1:** Overview of violations by establishment type for all six districts in Ho Chi Minh

Type of establishment	Total no. of establishments inspected	Number of establishments with violations	Percentage of establishments with violations
Restaurants	962	165	17.2%
TCM	149	19	12.8%
Pet shop	103	35	34%
Hotel	118	2	1%
Bar/wine shop	108	8	7.4%
Market	34	2	5.9%
<b>Total</b>	<b>1,474</b>	<b>231</b>	<b>15.7%</b>

## I. Ho Chi Minh Report Card

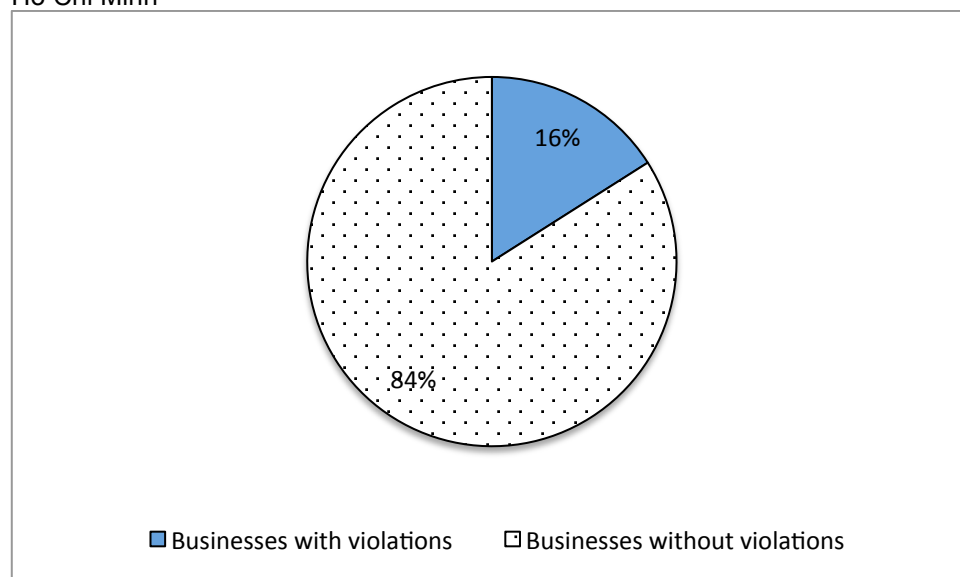
### 1. Prevalence of crime

Evaluates the prevalence of consumer wildlife crime in Ho Chi Minh based on inspections of consumer establishments

**Score: 16%**

Violations were recorded in 16% of 1474 business establishments inspected in six districts of Ho Chi Minh city. Restaurants were the most common form of business where violations were discovered accounting for 71% of all violating businesses (231).

**Chart 1:** Prevalence of wildlife consumer violations discovered in 1,474 establishments inspected in Ho Chi Minh



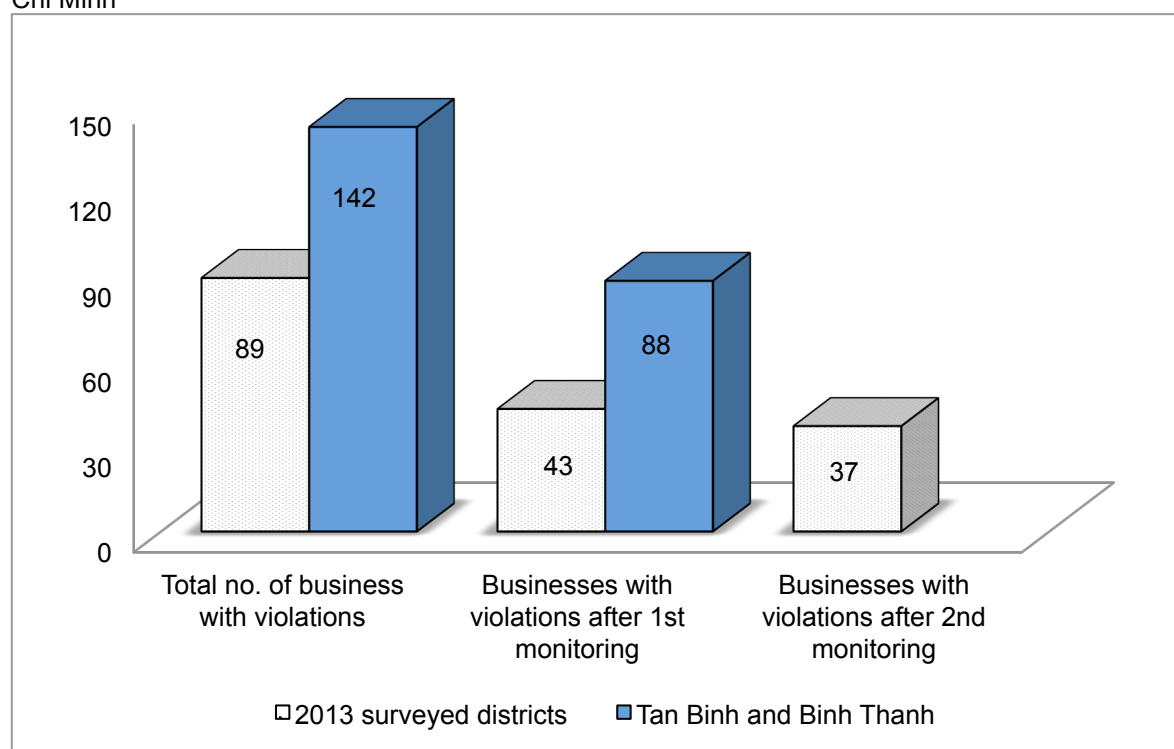
### 2. Success of authorities in addressing violations

Evaluates success in efforts to reduce consumer wildlife crime in Ho Chi Minh

**Score: 46%**

Overall, district authorities in Ho Chi Minh city have reduced consumer wildlife crime by 46% since the enforcement campaign began in 2013 eliminating violations in 106 of 231 business establishments where crimes were originally reported. If the two most recently surveyed districts, Tan Binh and Binh Thanh (which are still in the first phase of the reduction campaign) are not included in the evaluation, the four original districts succeeded in reducing crime by 58% overall compared to 52% in May of 2014, a further reduction of only 5%.

**Chart 2:** Number of businesses with wildlife consumer violations after two rounds of monitoring in Ho Chi Minh



### 3. Success in addressing live animal cases

Evaluates the outcome of cases reported to authorities in Ho Chi Minh involving live animals

**Score: 44%**

Within 2014, a total of 36 cases relating to possession, selling or advertising of live animals were reported to Ho Chi Minh authorities by ENV. Despite the fact that the authorities responded to all 33/36 cases, only 44% of the cases resulted in a successful outcome. Success rates in dealing with live animal cases in Ho Chi Minh increased from the May 2014 evaluation (26%).

**Note:** Live animal cases include all cases involving live animal violations reported to authorities during 2014 from anywhere within the city. In accordance with procedures, each case is reported immediately to district and city authorities by telephone. A “successful case” is therefore defined as a response by authorities resulting in a confiscation of the animal(s) reported.

**Comments:** The most common live animal violation involved possession of macaques and leopard cats. The primary cause for failure by authorities in dealing with live animal cases remains the lack of a timely and decisive response by authorities, and in some cases, failure to take action when illegal animals are discovered. However, a portion of the unsuccessful cases included incidents during which the animals were no longer present or hidden by owners at the time of the inspection by authorities.

### 4. Responsiveness to wildlife crime cases reported by the public through ENV

Evaluates the responsiveness of authorities in addressing wildlife crimes reported by the public in Ho Chi Minh

**Score: 82%**

The responsiveness of authorities to crimes reported by the public through ENV’s Wildlife Crime Hotline was 82%.

Responsiveness is measured based on feedback from authorities following a report by ENV on a violation that originated from the public. Responsiveness is therefore only a measure of how the authorities respond to the public, not an indicator of a successful enforcement intervention.

**Comments:** Responsiveness to publicly reported crimes was generally excellent in 2014. However, ENV contends that the responsiveness of authorities to public reports of violations should be near 100% as public participation in helping stop wildlife crime should be encouraged by the efforts and actions of authorities.

## II. Comparison of consumer crime by district

### 1. Comparing the prevalence of wildlife crime by district

Evaluates the prevalence of consumer wildlife crime in each district based on inspections of consumer establishments

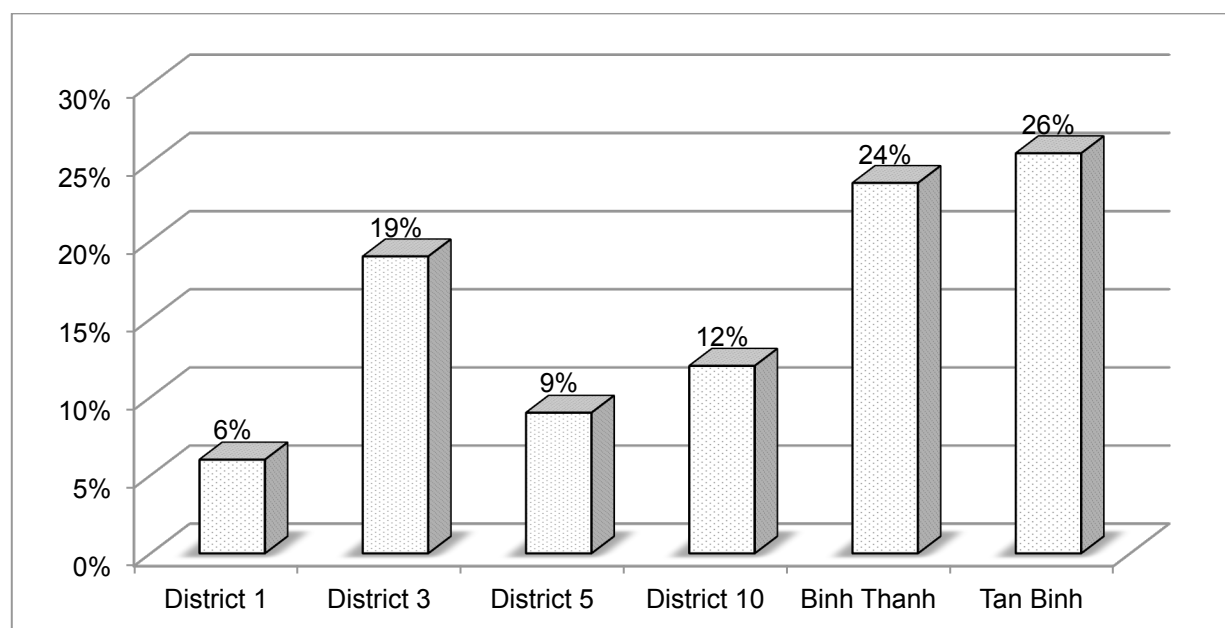
#### Key results

District with the highest crime rate: Tan Binh, 26%

Districts with the lowest crime rate: District 1, 6%

Consumer wildlife crime was the most prevalent in Tan Binh district with 26% business establishments recorded violating wildlife regulations. Binh Thanh ranked second with 24%, much higher than other Ho Chi Minh districts surveyed in 2013.

**Chart 3:** Comparison showing prevalence of consumer wildlife crimes at business establishments by district in Ho Chi Minh



### 2. Success in addressing violations by district

Evaluates effectiveness of the enforcement campaign based on the reduction of consumer wildlife crime in businesses that were previously inspected by district.

#### Key results

Highest performing district: District 3 district, 65% reduction in crime

Lowest performing district: Tan Binh, 28% reduction in crime

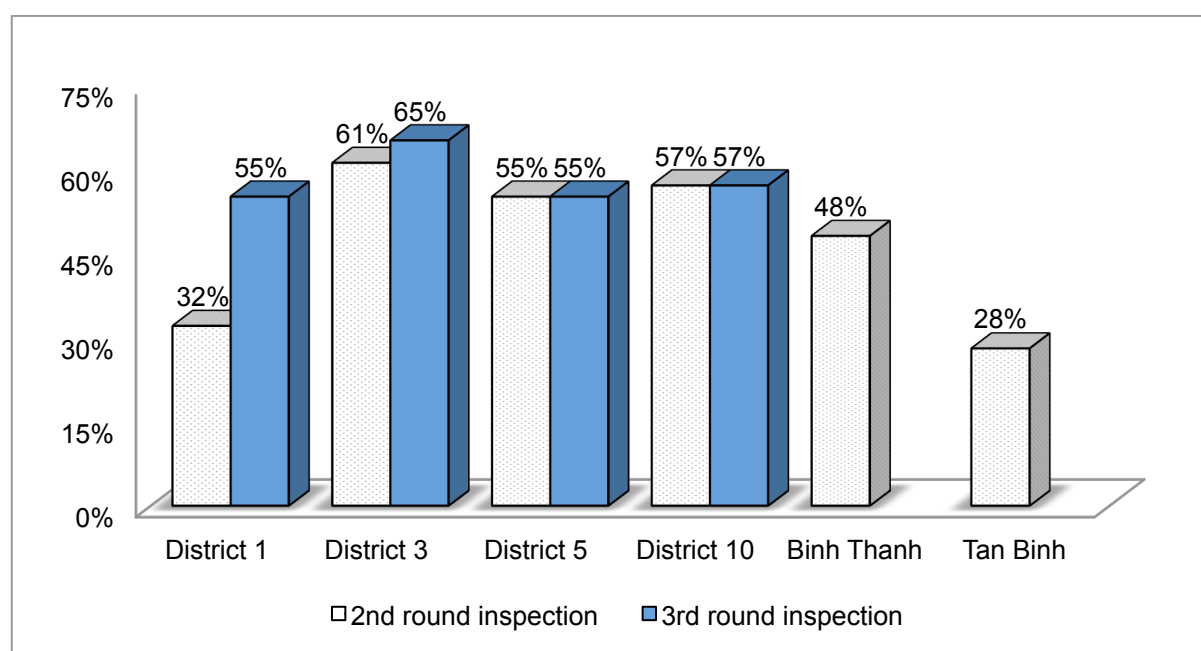
Some districts in Ho Chi Minh showed an improved performance in addressing consumer wildlife crime meanwhile, other districts' performance remained the same. District 3 ranked most successful

with a crime reduction rate of 65%, despite its improvement of only 5% compared to the May 2014 report.

There has been no improvement recorded in the performance of District 10 and District 5, leaving the districts at the same level as reported in May 2014 with 57% and 55% crime reduction rate respectively. District 1 showed a huge improvement with an overall reduction of 55%, up from 32% in May 2014, putting the district at the same level as District 10.

Binh Thanh and Tan Binh respectively took the two last positions when comparing all six Ho Chi Minh districts. However, this was the first evaluation for each of these two new districts and thus, better performance can be expected in the next phase based on continued enforcement efforts by each of the districts.

**Chart 4:** Comparison of performance in addressing consumer wildlife crime by district in Ho Chi Minh



### III. Comparison of consumer crime in Ho Chi Minh and other cities

The following comparison shows how Ho Chi Minh compares overall with other cities in Vietnam that are also participating in the consumer wildlife crime enforcement campaign.

#### 1. Comparison of the prevalence of consumer wildlife crime in four cities

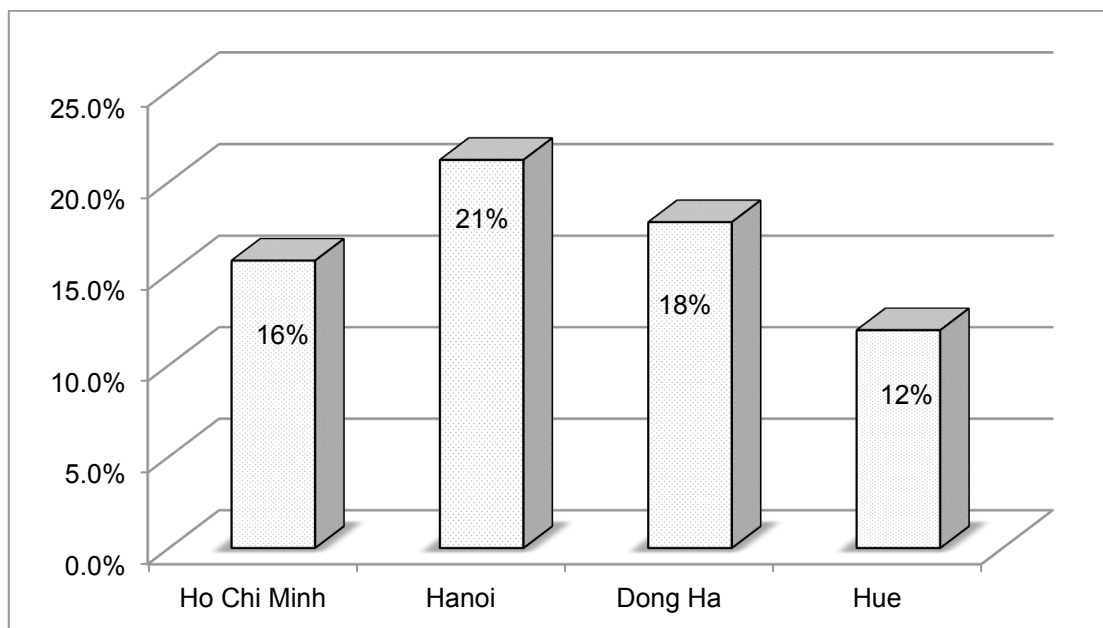
Evaluates the prevalence of consumer wildlife crime in each city based on inspections of consumer establishments

##### Key results

City with the highest crime rate: Hanoi, 21% of all consumer establishments inspected

City with the lowest crime rate: Hue, 12% of all consumer establishments surveyed

**Chart 5:** Prevalence of consumer wildlife crime comparison among Ho Chi Minh, Hanoi, Dong Ha and Hue



## 2. Success in addressing consumer wildlife crime in four cities

Evaluates effectiveness of the enforcement campaign based on the reduction of consumer wildlife crime in businesses that were previously inspected by city

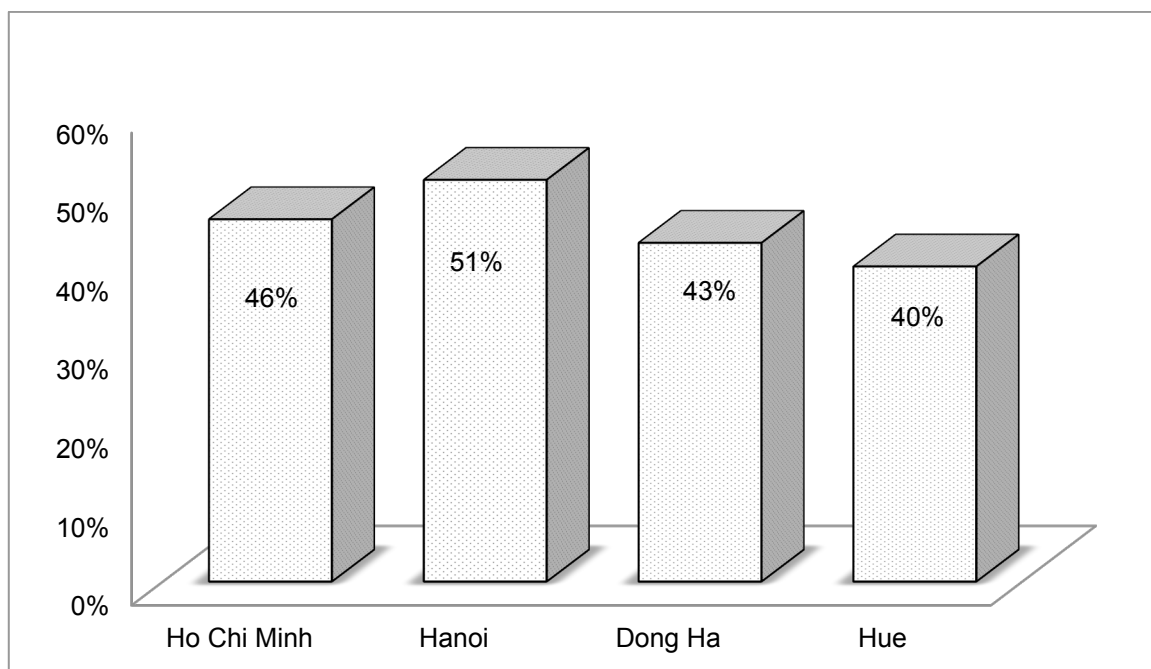
### Key results

City with the most successful reduction of consumer wildlife crime overall: Hanoi, 51%

City with the lowest reduction in consumer wildlife crime overall: Hue, 40%

**Comment:** Hanoi out-performed other cities in addressing consumer wildlife crimes reported as results of the surveys with an average of a 51% success rate overall compared to 46% in Ho Chi Minh, 43% in Dong Ha and 40% in Hue city.

**Chart 6:** Success in addressing consumer wildlife crime comparison among Ho Chi Minh, Hanoi, Dong Ha and Hue



## IV. Conclusion

The consumer wildlife crime reduction campaign in Ho Chi Minh continues to show signs of success with the number of violations decreasing steadily in most districts. The performance of the original four districts, District 1, District 3, District 5 and District 10, shows an overall reduction of 58%, a significant improvement over the May 2014 evaluation. The districts of Tan Binh and Binh Thanh, having just completed only the first phase of the campaign, lag behind other districts and require stronger efforts by district authorities to reduce consumer crime and achieve performance levels in line with other Ho Chi Minh districts.

ENV strongly encourages city authorities to utilize a combined strategy of strengthening enforcement through the Forest Protection Department, Police, Market Management, and other relevant agencies to eradicate consumer crime while increasing efforts to raise awareness and reduce consumer demand through the mass media, particularly on television and radio.

ENV further urges district authorities to utilize existing laws and regulations to strengthen enforcement efforts and deter violations by business owners. In cases where business owners fail to comply with the law, more forceful measures are necessary including imposing stronger punishment, and in cases where warnings and punishment fail to deter criminal behavior, revocation of business licenses and closure of businesses.

### **Wildlife crime survey and evaluation planned for 2015**

In 2015, ENV will continue the third round inspection in Tan Binh and Binh Thanh district to reassess the effectiveness of the district authorities in dealing with consumer wildlife crime following this evaluation report. Another evaluation report for the two districts will be submitted in the middle of the year to the Ho Chi Minh People's Committee.

Additionally, intensive surveys will be out again in 2015 in all four districts that were surveyed in 2013 to evaluate the result of the campaign.